

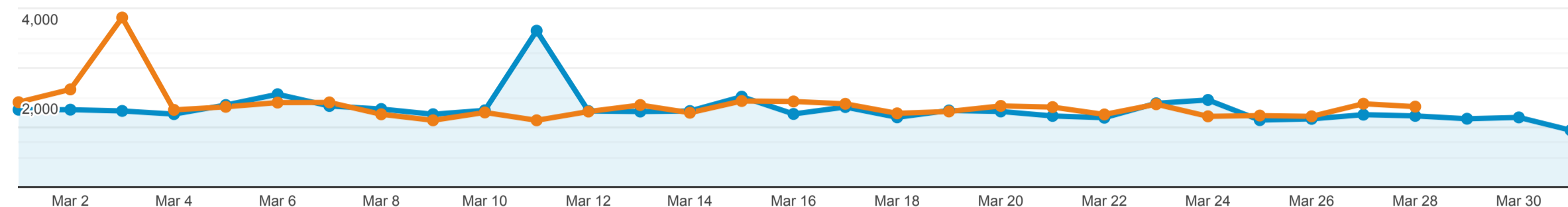
## Audience Overview

All Users  
+0.00% Users

Mar 1, 2022 - Mar 31, 2022  
Compare to: Feb 1, 2022 - Feb 28, 2022

### Overview

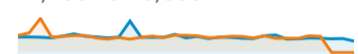
Mar 1, 2022 - Mar 31, 2022: ● Users  
Feb 1, 2022 - Feb 28, 2022: ● Users



Users

**3.70%**

47,738 vs 46,033



New Users

**3.68%**

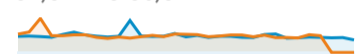
46,607 vs 44,953



Sessions

**6.72%**


59,814 vs 56,047



Number of Sessions per User

**2.91%**

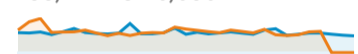
1.25 vs 1.22



Pageviews

**4.01%**

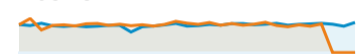
100,479 vs 96,606



Pages / Session

**-2.54%**

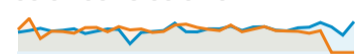
1.68 vs 1.72



Avg. Session Duration

**-2.11%**

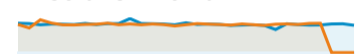
00:01:05 vs 00:01:07



Bounce Rate

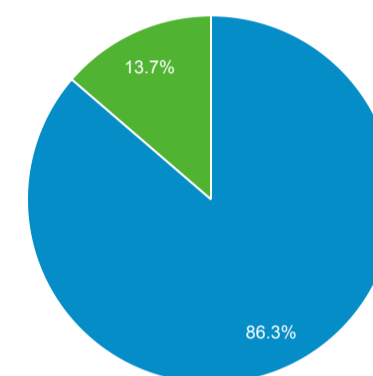
**0.33%**

74.86% vs 74.62%

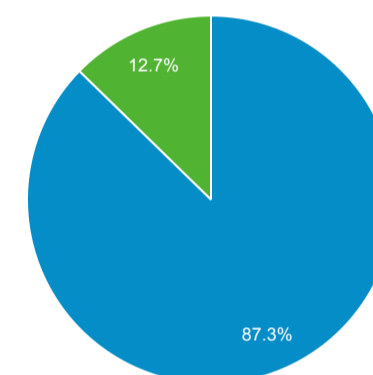


■ New Visitor ■ Returning Visitor

Mar 1, 2022 - Mar 31, 2022



Feb 1, 2022 - Feb 28, 2022



City

Users % Users

City	Users	% Users
1. <a href="#">San Francisco</a>		
Mar 1, 2022 - Mar 31, 2022	6,508	13.08%
Feb 1, 2022 - Feb 28, 2022	6,668	13.92%
<b>% Change</b>	<b>-2.40%</b>	<b>-6.05%</b>
2. <a href="#">Sacramento</a>		
Mar 1, 2022 - Mar 31, 2022	3,290	6.61%
Feb 1, 2022 - Feb 28, 2022	3,072	6.41%
<b>% Change</b>	<b>7.10%</b>	<b>3.09%</b>
3. <a href="#">San Jose</a>		
Mar 1, 2022 - Mar 31, 2022	2,517	5.06%
Feb 1, 2022 - Feb 28, 2022	2,776	5.79%
<b>% Change</b>	<b>-9.33%</b>	<b>-12.72%</b>
4. <a href="#">Charlotte</a>		
Mar 1, 2022 - Mar 31, 2022	2,020	4.06%
Feb 1, 2022 - Feb 28, 2022	2,019	4.21%
<b>% Change</b>	<b>0.05%</b>	<b>-3.70%</b>
5. <a href="#">(not set)</a>		
Mar 1, 2022 - Mar 31, 2022	1,134	2.28%
Feb 1, 2022 - Feb 28, 2022	992	2.07%
<b>% Change</b>	<b>14.31%</b>	<b>10.04%</b>
6. <a href="#">Los Angeles</a>		
Mar 1, 2022 - Mar 31, 2022	1,010	2.03%
Feb 1, 2022 - Feb 28, 2022	811	1.69%
<b>% Change</b>	<b>24.54%</b>	<b>19.88%</b>
7. <a href="#">Oakland</a>		

7. <a href="#">Oakland</a>			
Mar 1, 2022 - Mar 31, 2022		984	1.98%
Feb 1, 2022 - Feb 28, 2022		955	1.99%
<b>% Change</b>		<b>3.04%</b>	<b>-0.82%</b>
8. <a href="#">Stockton</a>			
Mar 1, 2022 - Mar 31, 2022		820	1.65%
Feb 1, 2022 - Feb 28, 2022		894	1.87%
<b>% Change</b>		<b>-8.28%</b>	<b>-11.71%</b>
9. <a href="#">Roseville</a>			
Mar 1, 2022 - Mar 31, 2022		716	1.44%
Feb 1, 2022 - Feb 28, 2022		566	1.18%
<b>% Change</b>		<b>26.50%</b>	<b>21.77%</b>
10. <a href="#">Santa Rosa</a>			
Mar 1, 2022 - Mar 31, 2022		652	1.31%
Feb 1, 2022 - Feb 28, 2022		618	1.29%
<b>% Change</b>		<b>5.50%</b>	<b>1.55%</b>

