

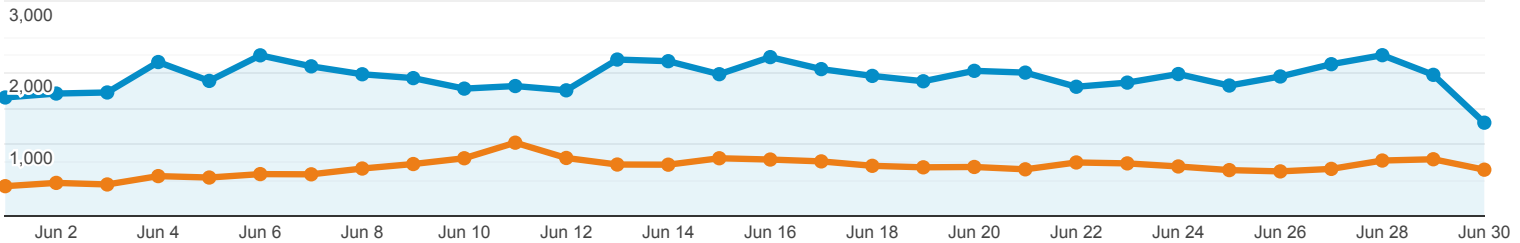
## Audience Overview

All Users  
+0.00% Users

Jun 1, 2021 - Jun 30, 2021  
Compare to: Jun 1, 2020 - Jun 30, 2020

### Overview

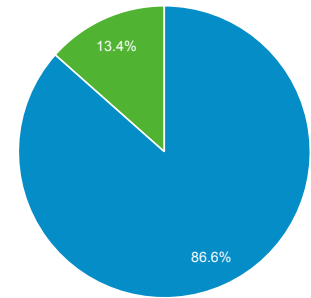
Jun 1, 2021 - Jun 30, 2021: ● Users  
Jun 1, 2020 - Jun 30, 2020: ● Users



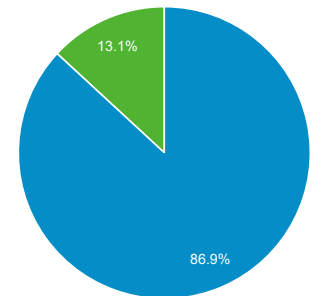
<b>Users</b> <b>185.30%</b> 52,601 vs 18,437	<b>New Users</b> <b>186.68%</b> 51,313 vs 17,899	<b>Sessions</b> <b>187.80%</b> 63,834 vs 22,180
<b>Number of Sessions per User</b> <b>0.88%</b> 1.21 vs 1.20	<b>Pageviews</b> <b>105.64%</b> 124,638 vs 60,609	<b>Pages / Session</b> <b>-28.55%</b> 1.95 vs 2.73
<b>Avg. Session Duration</b> <b>-38.26%</b> 00:01:23 vs 00:02:15	<b>Bounce Rate</b> <b>29.42%</b> 70.60% vs 54.55%	

■ New Visitor ■ Returning Visitor

Jun 1, 2021 - Jun 30, 2021



Jun 1, 2020 - Jun 30, 2020



City	Users	% Users
<b>1. San Francisco</b>		
Jun 1, 2021 - Jun 30, 2021	7,565	13.89%
Jun 1, 2020 - Jun 30, 2020	2,221	11.73%
<b>% Change</b>	<b>240.61%</b>	<b>18.45%</b>
<b>2. Sacramento</b>		
Jun 1, 2021 - Jun 30, 2021	3,312	6.08%
Jun 1, 2020 - Jun 30, 2020	579	3.06%
<b>% Change</b>	<b>472.02%</b>	<b>98.93%</b>
<b>3. San Jose</b>		
Jun 1, 2021 - Jun 30, 2021	3,168	5.82%
Jun 1, 2020 - Jun 30, 2020	471	2.49%
<b>% Change</b>	<b>572.61%</b>	<b>133.91%</b>
<b>4. Los Angeles</b>		
Jun 1, 2021 - Jun 30, 2021	1,227	2.25%

Jun 1, 2020 - Jun 30, 2020	521		2.75%
<b>% Change</b>	<b>135.51%</b>		<b>-18.10%</b>
5. <a href="#">Oakland</a>			
Jun 1, 2021 - Jun 30, 2021	1,125		2.07%
Jun 1, 2020 - Jun 30, 2020	479		2.53%
<b>% Change</b>	<b>134.86%</b>		<b>-18.32%</b>
6. <a href="#">Stockton</a>			
Jun 1, 2021 - Jun 30, 2021	937		1.72%
Jun 1, 2020 - Jun 30, 2020	100		0.53%
<b>% Change</b>	<b>837.00%</b>		<b>225.86%</b>
7. <a href="#">(not set)</a>			
Jun 1, 2021 - Jun 30, 2021	923		1.69%
Jun 1, 2020 - Jun 30, 2020	379		2.00%
<b>% Change</b>	<b>143.54%</b>		<b>-15.31%</b>
8. <a href="#">Roseville</a>			
Jun 1, 2021 - Jun 30, 2021	888		1.63%
Jun 1, 2020 - Jun 30, 2020	201		1.06%
<b>% Change</b>	<b>341.79%</b>		<b>53.64%</b>
9. <a href="#">Santa Rosa</a>			
Jun 1, 2021 - Jun 30, 2021	824		1.51%
Jun 1, 2020 - Jun 30, 2020	296		1.56%
<b>% Change</b>	<b>178.38%</b>		<b>-3.19%</b>
10. <a href="#">Fort Bragg</a>			
Jun 1, 2021 - Jun 30, 2021	789		1.45%
Jun 1, 2020 - Jun 30, 2020	454		2.40%
<b>% Change</b>	<b>73.79%</b>		<b>-39.56%</b>